

Axis Brickell

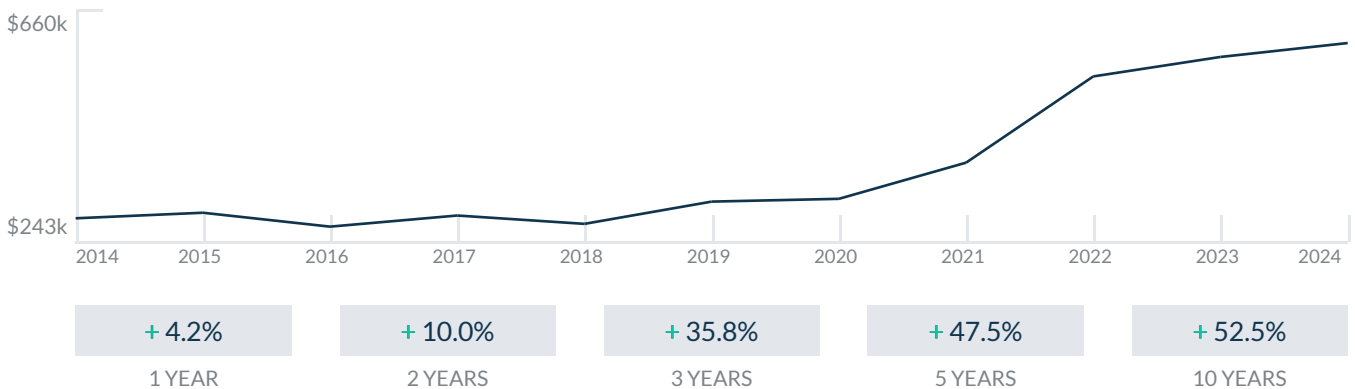
1111 SW 1st Ave
Miami, FL 33130

Every month we compile this comprehensive market report focus on Axis Brickell in this convenient and easy to read format. Our datas comes from more than six different sources including MLS Associations, County Offices and Financial Institutions. Get this report for free every month on our website axiscondosinbrickell.com.

Property Stats

POSTAL CODE 33130

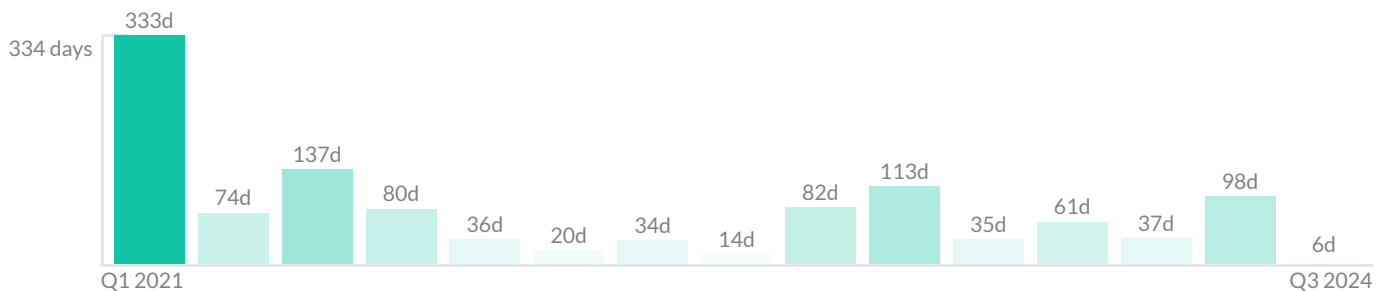
The property stats graph represents the median price evolution since ten years in your postal code area.



Similar Properties

DAYS ON THE MARKET

Everyday 3 months we monitor how many days it takes for similar properties to be sold. This is also a good indicator to know when to buy or sale!

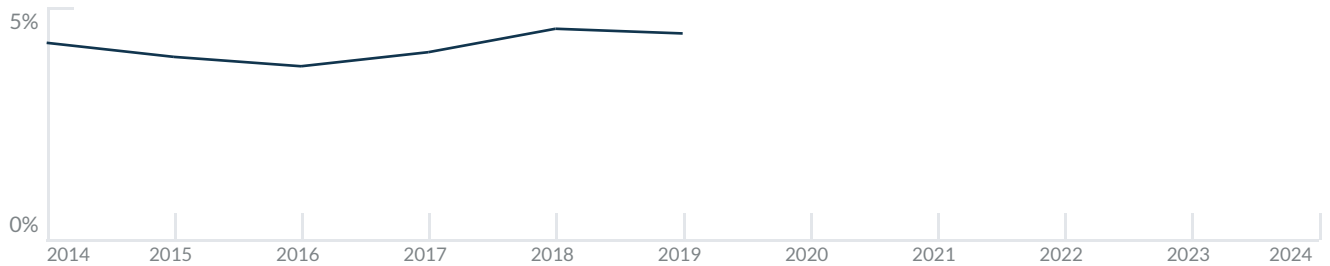


Mortgage Rates

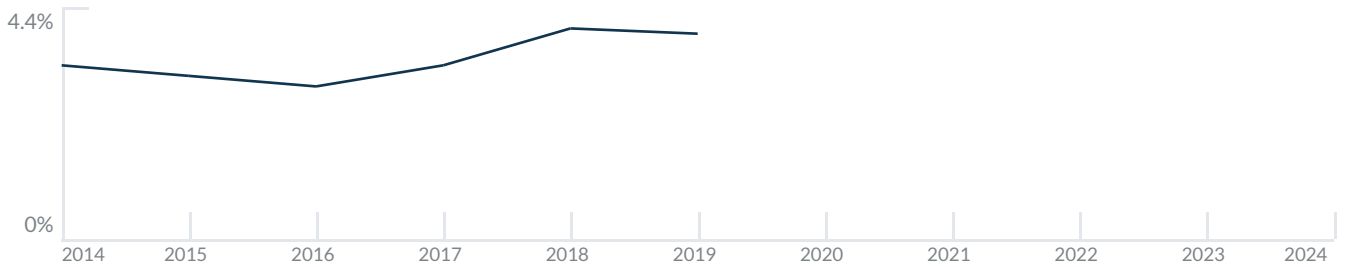
PER YEAR

Understanding mortgage economics is important when you want to buy with a loan. Below is the historical yearly average mortgage rates in the Unites States retrieved from Freddie Mac©

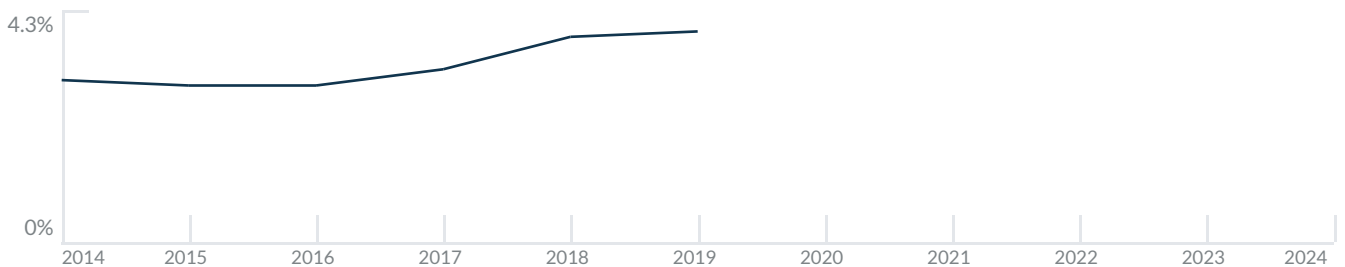
30 YEARS FIXED 4.4%



15 YEARS FIXED 3.9%



5/1-YEAR ADJUSTABLE 3.9%



Schools

CLOSEST

Having good schools nearby is important if you have kids or plan to rent or sell your home. Ratings are retrieved from the leading independent and nonprofit GreatSchools©

ELEMENTARY SCHOOL	MIDDLE SCHOOL	HIGH SCHOOL
Alpha Charter Of Aspire Eng	Genio Maria De Hostos Youth Leadership Charter School	World School Of The Arts
1/10	1/10	10/10

Insights

IN AXIS BRICKELL

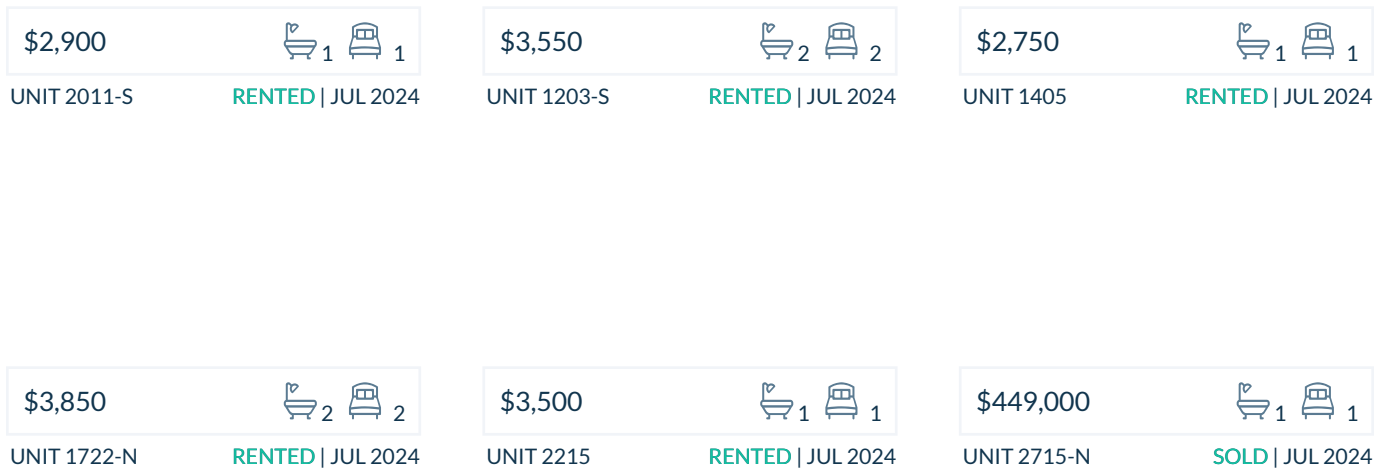
Below the average listing prices of available unit per property type.



Activity

SOLD OR RENTED

Below the latest transactions reported by the local MLS Association for Axis Brickell



Sold

LAST 20 PROPERTIES SOLD IN AXIS BRICKELL

Unit	Price	Beds/Baths	\$/Sqft	Sqft	Buying Date	Days on Market
2715-N	\$449,000	1/1	\$635.1	707	Jul 2024	6
1812-S	\$620,000	2/2	\$559.6	1,108	Jun 2024	14
2204-S	\$640,000	2/2	\$631.8	1,013	Jun 2024	19
2009-S	\$620,000	2/2	\$560.6	1,106	Jun 2024	44
1220-N	\$609,990	2/2	\$552.5	1,104	May 2024	291
3323-N	\$575,000	2/2	\$567.6	1,013	Apr 2024	86
719-N	\$1,080,000	3/3	\$600.3	1,799	Apr 2024	131
1821-N	\$450,000	1/1	\$649.4	693	Mar 2024	34
3325-N	\$665,000	2/2	\$605.1	1,099	Mar 2024	38
1020-N	\$610,000	2/2	\$552.5	1,104	Mar 2024	13
2412-S	\$720,000	2/2	\$649.8	1,108	Mar 2024	55
MPH...	\$420,000	1/1	\$605.2	694	Mar 2024	6
1502-S	\$460,000	1/1	\$663.8	693	Feb 2024	15
2215-N	\$455,000	1/1	\$643.6	707	Jan 2024	50
2603-S	\$640,000	2/2	\$631.8	1,013	Jan 2024	88
2017-N	\$609,000	2/2	\$550.6	1,106	Dec 2023	124
2114-N	\$645,000	2/2	\$582.7	1,107	Dec 2023	78
MPH...	\$622,000	2/2	\$614.0	1,013	Nov 2023	21
LPH3...	\$620,000	2/2	\$612.0	1,013	Oct 2023	22
2112-S	\$659,000	2/2	\$594.8	1,108	Sep 2023	14

Rented

LAST 20 PROPERTIES RENTED IN AXIS BRICKELL

Unit	Price	Beds/Baths	\$/Sqft	Sqft	Rented Date	Days on Market
2011-S	\$2,900	1/1	\$4.1	705	Jul 2024	52
1203-S	\$3,550	2/2	\$3.5	1,013	Jul 2024	21
1722-N	\$3,850	2/2	\$3.8	1,012	Jul 2024	105
1405	\$2,750	1/1	\$4.0	693	Jul 2024	25
2215	\$3,500	1/1	N/A	N/A	Jul 2024	78
1022-N	\$3,900	2/2	\$3.9	1,012	Jul 2024	15
1902-S	\$3,100	1/1	\$4.5	693	Jul 2024	20
3509-S	\$4,100	2/2	\$3.7	1,106	Jul 2024	68
1714-N	\$4,000	2/2	\$3.6	1,107	Jul 2024	17
1716-N	\$3,750	2/2	\$3.7	1,024	Jul 2024	119
2719-N	\$4,590	2/2	\$4.1	1,107	Jul 2024	54
PH40...	\$4,100	2/2	\$3.8	1,076	Jul 2024	12
1723-N	\$3,750	2/2	\$3.7	1,013	Jul 2024	21
MPH...	\$6,800	3/3	\$3.6	1,908	Jul 2024	61
2116-N	\$3,600	2/2	\$3.5	1,024	Jun 2024	47
2811	\$3,000	1/1	N/A	N/A	Jun 2024	66
1501-S	\$4,800	2/2	\$4.4	1,099	Jun 2024	38
1407	\$4,100	2/2	\$3.5	1,174	Jun 2024	33
2423-N	\$3,800	2/2	\$3.8	1,013	Jun 2024	109
3323-N	\$3,899	2/2	\$3.8	1,013	Jun 2024	62

Currently Listed

ACTIVE LISTINGS 1/4

Unit	Price	Beds/Baths	\$/Sqft	Sqft	Listing Date	Owner
UPH4...	\$4,800/mth	2/2	\$4.3	1108	Mar 2024	JEFFREY CAR...
UPH4...	\$3,200/mth	1/1	\$4.6	693	May 2024	DIEGO IBARRA
PH39...	\$6,200/mth	3/3	\$3.4	1800	Jul 2024	CAL AXIS LLC...
UPH4...	\$700,000	2/2	\$691.7	1012	Jun 2024	
UPH4...	\$799,900	2/2	\$721.9	1108	Jul 2024	JEFFREY CAR...
719-N	\$5,500/mth	3/3	\$3.1	1799	Dec 2023	MICHAEL J SO...
1123-N	\$3,395/mth	2/2	\$3.4	1013	Jul 2024	HUGO ALBER...
1124-N	\$3,000/mth	1/1	\$4.3	694	Jul 2024	CLAUDIO A M...
1210-S	\$635,000	2/2	\$577.3	1100	Apr 2024	
1211-S	\$3,200/mth	1/1	\$4.5	705	Jun 2024	CAROL DEMA...
1401-S	\$4,800/mth	2/2	\$4.4	1099	Jun 2024	HELENA MARI...
1401-S	\$669,000	2/2	\$608.7	1099	Jul 2024	HELENA MARI...
1406-S	\$4,300/mth	2/2	\$3.9	1104	Jul 2024	GIANCARLO...
1412-S	\$675,000	2/2	\$609.2	1108	Jul 2024	MARIA T ALV...
1416-N	\$4,000/mth	2/2	\$3.7	1075	Jun 2024	GEORGE PAG...
1422-N	\$4,900/mth	2/2	\$4.8	1012	Mar 2024	HUGO ALBER...
1502-S	\$3,100/mth	1/1	\$4.5	693	Jul 2024	RODRIGO J H...
1603-S	\$640,000	2/2	\$631.8	1013	Jul 2024	JOSE CARLOS...
1606-S	\$629,000	2/2	\$569.7	1104	Jul 2024	BERSYL ENTE...
1608-S	\$2,900/mth	1/1	\$4.1	707	Jul 2024	MARIA CORD...

Currently Listed

ACTIVE LISTINGS 2/4

Unit	Price	Beds/Baths	\$/Sqft	Sqft	Listing Date	Owner
1612-S	\$700,000	2/2	\$631.8	1108	Jul 2024	CAMILA CAN...
1624-N	\$2,850/mth	1/1	\$4.1	694	Jul 2024	
1707-S	\$669,900	2/2	\$604.6	1108	May 2024	OSCAR VALE...
1904-S	\$3,900/mth	2/2	\$3.8	1013	Jul 2024	ALAN RODRI...
1914	\$4,500/mth	2/2	\$3.8	1174	May 2024	GERARDO DI...
1923-N	\$4,400/mth	2/2	\$4.3	1013	Jul 2024	
2111-S	\$2,875/mth	1/1	\$4.1	705	Jul 2024	CHANGEHEE...
2204-S	\$4,500/mth	2/2	\$4.4	1013	Jun 2024	NATALIE WIL...
2211-S	\$3,100/mth	1/1	\$4.4	705	Jul 2024	JUAN F GARZ...
2217-N	\$684,900	2/2	\$619.3	1106	Mar 2024	
2217-N	\$675,000	2/2	\$610.3	1106	Jun 2024	
2301-S	\$4,250/mth	2/2	\$3.9	1099	Jul 2024	ANDREA RUBI...
2308-S	\$475,000	1/1	\$671.9	707	Jun 2024	DANIEL MAR...
2316-N	\$690,000	2/2	\$673.8	1024	Jun 2023	Sandra Berstein
2404-S	\$3,900/mth	2/2	\$3.8	1013	Jul 2024	
2407-S	\$5,000/mth	2/2	\$4.5	1108	Mar 2024	LUIS FELIPE C...
2407-S	\$5,000/mth	2/2	\$4.5	1108	May 2024	LUIS FELIPE C...
2410-S	\$5,000/mth	2/2	\$4.9	1024	Apr 2024	LUIS GALLOT...
2414-N	\$668,000	2/2	\$603.4	1107	Jul 2024	N/A
2503-S	\$3,900/mth	2/2	\$3.8	1013	May 2024	HYDE PARK C V

Currently Listed

ACTIVE LISTINGS 3/4

Unit	Price	Beds/Baths	\$/Sqft	Sqft	Listing Date	Owner
2504-S	\$618,000	2/2	\$610.1	1013	Mar 2024	DAVID ZRIHE...
2520-N	\$665,000	2/2	\$602.4	1104	Apr 2024	SANDRA EUG...
2522-N	\$647,500	2/2	\$639.8	1012	Jul 2024	Tango Manage...
2622-N	\$4,200/mth	2/2	\$4.2	1012	Jun 2024	ILHABN AYDA...
2703-S	\$3,950/mth	2/2	\$3.9	1013	Apr 2024	JOSE D HINES...
2712-S	\$699,000	2/2	\$630.9	1108	Jul 2024	
2715-N	\$3,400/mth	1/1	\$4.8	707	Apr 2024	WILLIAM JURIK
2716-N	\$3,700/mth	2/2	\$3.6	1024	Jul 2024	LOGARITHIM...
2902-S	\$2,900/mth	1/1	\$4.2	693	Jul 2024	ANA ELENA A...
2903-S	\$4,000/mth	2/2	\$3.9	1013	Jun 2024	VIRGINIA CEL...
2905-S	\$3,100/mth	1/1	\$4.5	693	Jul 2024	
3015-N	\$3,100/mth	1/1	\$4.4	707	Jul 2024	Tango Manage...
3024-N	\$3,000/mth	1/1	\$4.3	694	Jul 2024	FRANCISCO V...
3112-S	\$4,400/mth	2/2	\$4.0	1108	Jul 2024	AURORA FON...
3209-S	\$5,300/mth	3/2	\$4.8	1106	Mar 2024	N/A
3214	\$4,500/mth	2/2	\$3.8	1174	Jul 2024	MARCOS ANT...
3217-N	\$680,000	2/2	\$614.8	1106	May 2024	KATINA MAK...
3223	\$4,400/mth	2/2	\$4.1	1076	Jun 2024	RITA ZAROKY...
3319	\$4,500/mth	2/2	\$3.8	1174	Jul 2024	JORGE E BAH...
3507-S	\$699,000	2/2	\$630.9	1108	Jul 2024	HENRIQUE ST...

Currently Listed

ACTIVE LISTINGS 4/4

Unit	Price	Beds/Baths	\$/Sqft	Sqft	Listing Date	Owner
3603-S	\$700,000	2/2	\$691.0	1013	Jun 2024	LARA YUMI TS...
3617	\$690,000	2/2	\$623.9	1106	May 2024	SIDDIK TETIK...
3704	\$4,400/mth	2/2	\$4.1	1076	Jul 2024	N/A
3816	\$4,100/mth	2/2	\$4.0	1024	Jun 2024	
4012-S	\$9,000/mth	3/3	\$5.0	1800	Jun 2024	CLAUDIO BAZ...